

# Pay online video visit-MyAUBHealth-Patient Guide

You can pay your online video visit from My Chart mobile application or website at once after booking and **up to 48 hours before the date of the online visit**. Also, you can pay cash at AUBMC cashiers.

To pay online you should have an active AUBHealth account. If you do not, call +9611350000 or visit/call the clinic to help you in activating MyAUBHealth account. Or you can click [here](#) to fill an access form.

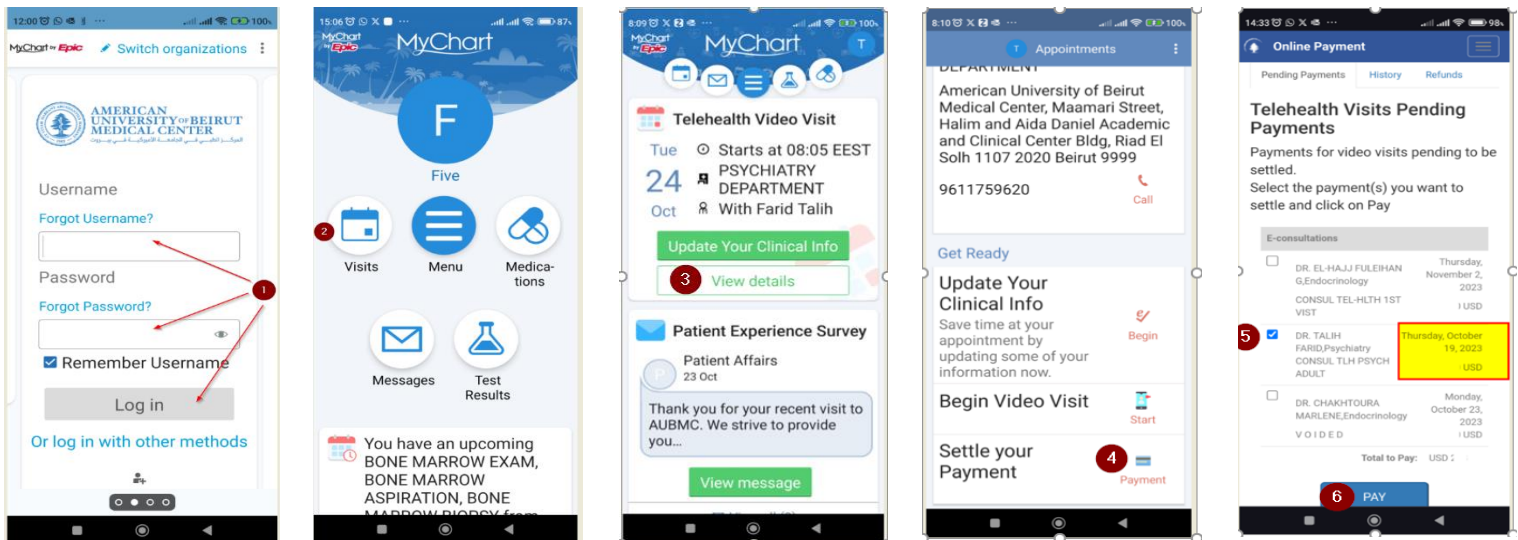
## MyAUBHealth-Mobile application

Download MyAUBHealth app from apple store  or google play  (if you do not have it already).

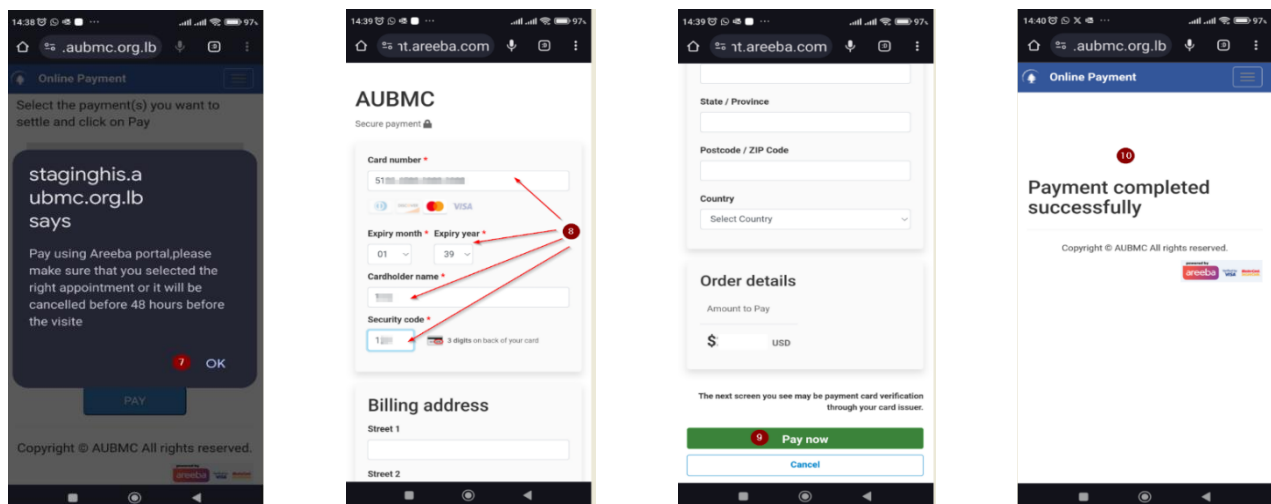
Open MyAUBHealth App.

1. Enter MyAUBHealth **Username** and **Password**, and then click **Log in**.
2. Click **Visits**.
3. Find the Telehealth Video Visit, click **View details**.
4. Scroll to **Settle your Payment**, click **Payment** (or Settle).
5. This will open the online Payment page, **select the payment that comes first to be due**.
6. Click **Pay**.

If needed, confirm that you give access to online payment page to continue.

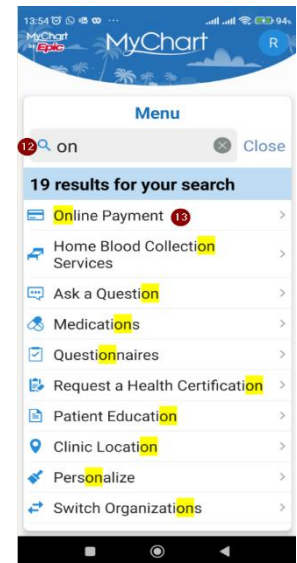
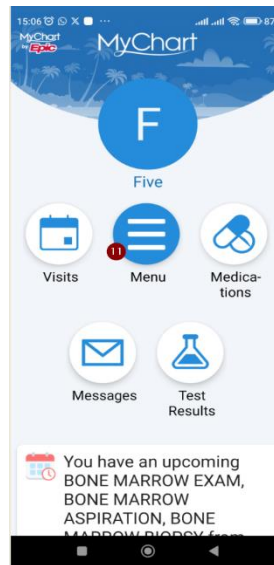


7. Click **OK** on the Areeba notification.
8. This will open Areeba page, enter your credit card details.
9. Click **Pay now**.
10. Wait until you see **Payment completed successfully**, now you can close the page.



You can also access the online payment page from the menu.

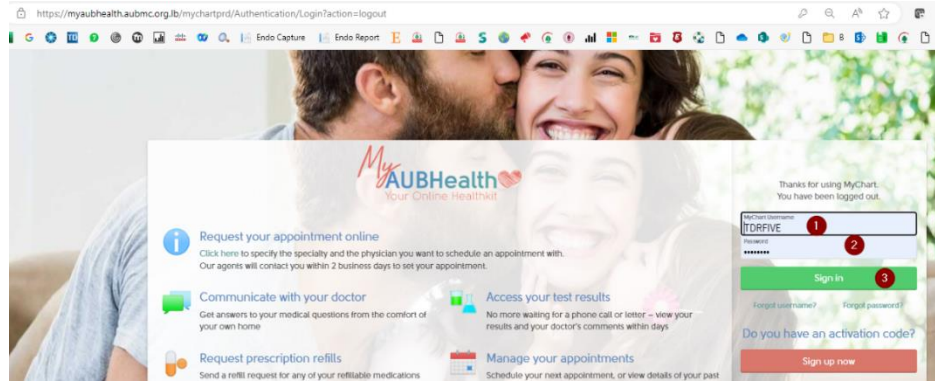
11. Click Menu.
  12. Search for Online Payment.
  13. Click **Online Payment**.
- Do the same steps from 3 to 10.



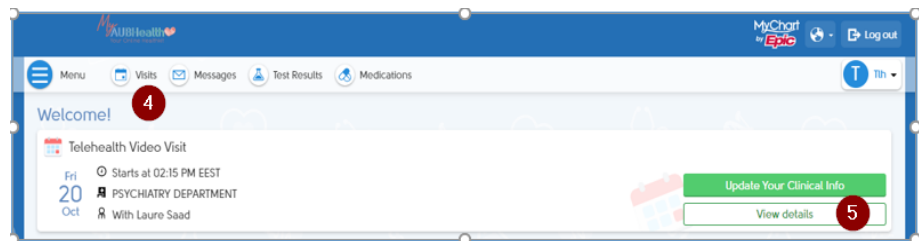
# MyAUBHealth-Website

Go to <https://myaubhealth.aubmc.org.lb>

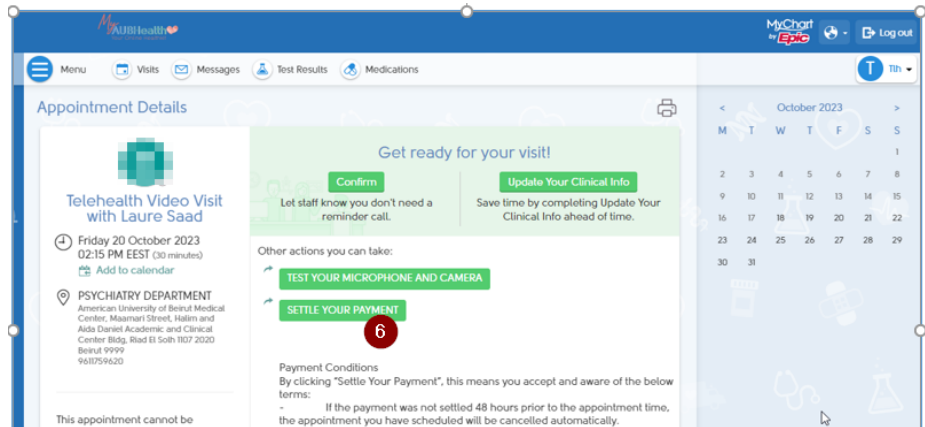
1. Enter MyAUBHealth Username.
2. Enter Password.
3. Click **Sign in**.



4. Click **Visits**.
5. Click **View Details** of coming telehealth video visit.

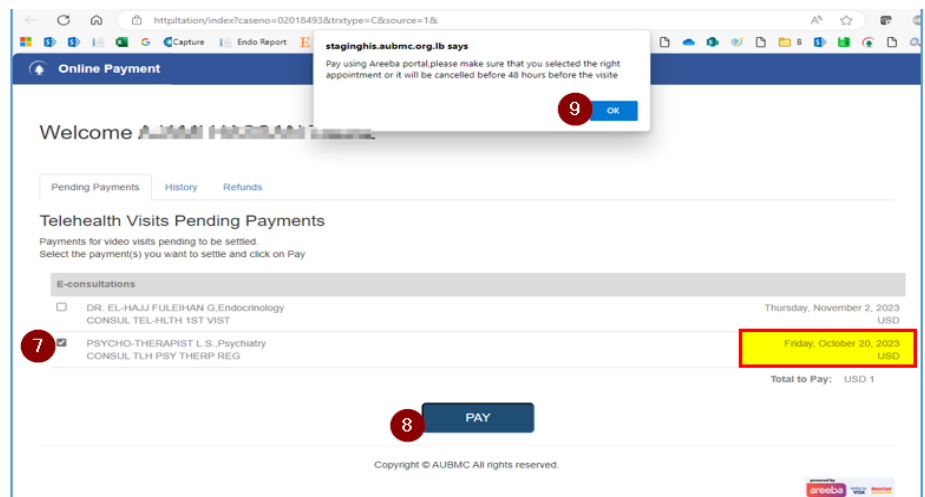


6. Click **SETTLE YOUR PAYMENT**.



This will open the online payment page, **accept, and sign in if needed.**

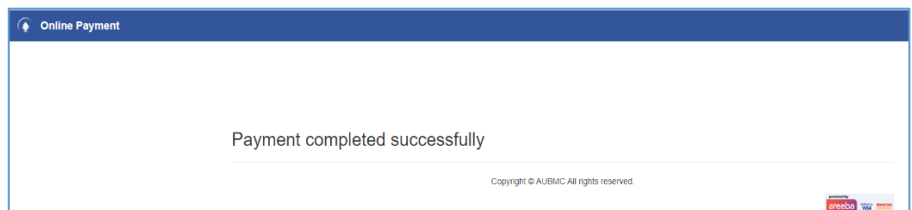
7. Select the payment.  
**Select the pay that comes first to be due.**
8. Click **PAY**
9. Click **OK** on reminder popup



This will open Areeba page

10. Fill credit card details
11. Observe the total
12. Click **Pay now**

Wait until you see the payment confirmation, then you can close the page



You can also pay for the online visits from the menu

1. Click **Menu**.
2. Search for Online Payment.
3. Click **Online Payment**.

Follow previous steps from 7 to 12.

